

School Data Position Statement - v1 Provisional



School Name: Wembrook Primary School	2629
---	-------------

Context 2022

Consortium	01 Nuneaton East & Stockingford
Ofsted Grade ¹	Good
Ofsted Date ¹	03/03/2020

This is the first year, after the disruption to assessments caused by the pandemic, that this School Data Position Statement has been produced. It only contains the latest, provisional 2022 Primary Phase assessment results. Comparison to previous years data is not advised. EYFSP results cannot be compared to previous years data due to the change in the framework.

	School	Consortium	Warwickshire (Primary Phase)	National (Primary Phase)
	2022	2022	2022	2022
Numbers on Roll ²	681	6,641	46,410	4655513
% FSM eligible ²	33.0%	23.7%	19.8%	23.1%
% SEND: SEN Support ²	11.6%	13.8%	12.8%	13.0%
% SEND: EHCP ²	2.1%	2.2%	1.9%	2.3%
% Disadvantaged pupils ³	34.1%	24.7%	20.6%	-
% Overall absence ⁴	9.3%	6.8%	6.6%	-
% Persistent absence ⁴	33.9%	21.1%	19.3%	-
Suspension (rate) ⁵	0.00	1.55	1.40	-

EYFSP: Percentage of pupils awarded expected

	School	Consortium	Warwickshire	National
	2022	2022	2022	2022
Total Eligible Pupils	87	876	6432	
Good Level of Development (GLD) ⁶	54%	65%	66%	65%

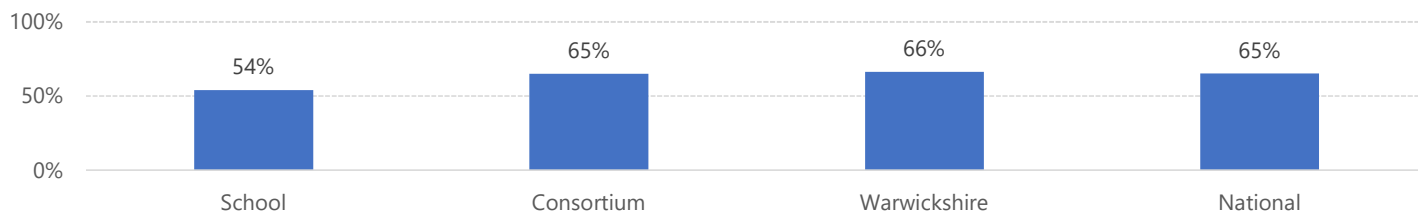
Prime Learning Goals	Communication and Languages	64%	76%	80%	80%
	Listening, Attention and Understanding	71%	79%	82%	82%
	Speaking	66%	79%	83%	83%
	Personal, Social and Emotional Development	69%	80%	83%	83%
	Self-Regulation	75%	83%	85%	85%
	Managing Self	84%	84%	87%	87%
	Building Relationships	76%	86%	88%	89%
	Physical Development	70%	84%	85%	85%
	Gross Motor Skills	87%	90%	92%	92%
	Fine Motor Skills	70%	85%	86%	86%

Specific Learning Goals	Literacy	60%	68%	69%	68%
	Comprehension	74%	78%	81%	80%
	Word Reading	67%	74%	76%	75%
	Writing	60%	69%	71%	70%
	Mathematics	63%	75%	77%	76%
	Numbers	70%	77%	79%	78%
	Numerical Patterns	63%	76%	78%	77%
	Understanding the World	56%	77%	81%	80%
	Past & Present	60%	79%	83%	82%
	People, Culture & Communities	60%	78%	83%	81%
	The Natural World	76%	84%	86%	85%
	Expressive Arts and Design	72%	82%	85%	85%
	Creating with Materials	74%	86%	88%	87%
	Being Imaginative & Expressive	77%	86%	88%	87%

Average Total Assessment Score	29.1	30.7	31.2	31.1
--------------------------------	------	------	------	------

EYFSP: Percentage of pupils awarded expected

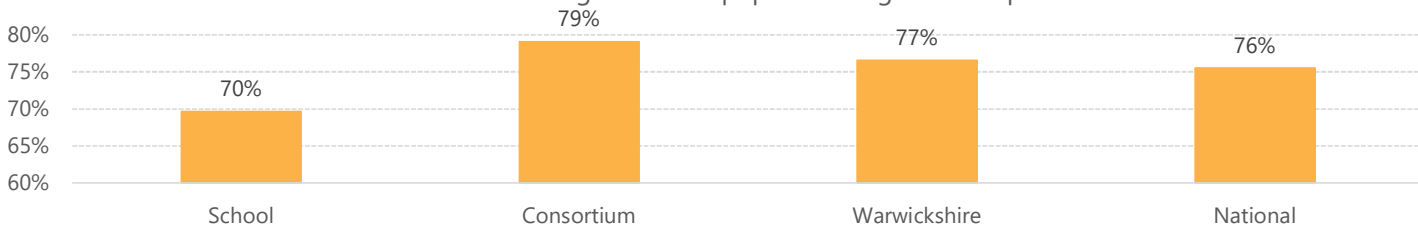
2022 EYFSP: Percentage of pupils achieving a Good Level of Development



Phonics: Year 1 - % of pupils Working at (Wa) or Working towards (Wt) required level

	School	Consortium	Warwickshire	National
	2022	2022	2022	2022
Year 1 - Total Eligible Pupils	89	917	6497	
Year 1 - Working at (Wa) ⁷	70%	79%	77%	76%
Year 1 - Working towards (Wt) ⁷	30%	19%	21%	

2022 Phonics: Percentage of Year 1 pupils working at the required level

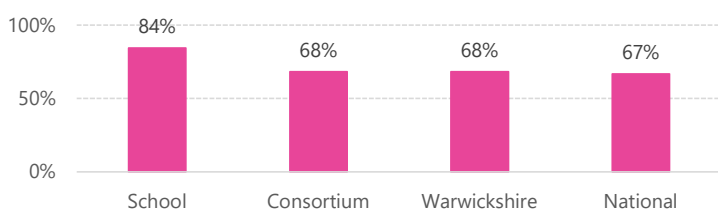


Key Stage 1: Percentage of pupils achieving

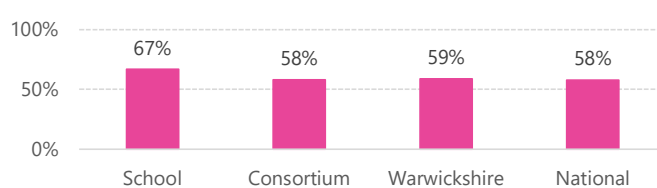
	School	Consortium	Warwickshire	National
	2022	2022	2022	2022
Total Eligible Pupils	90	879	6528	

Expected Standard and above	Reading	84%	68%	68%	67%
	Writing	67%	58%	59%	58%
	Maths	79%	71%	70%	68%
	Science	87%	78%	79%	77%

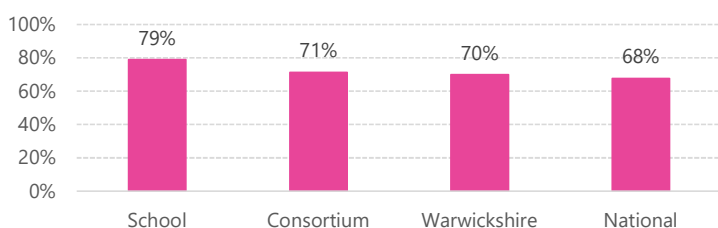
2022 KS1 **READING**: Percentage achieving the Expected Standard



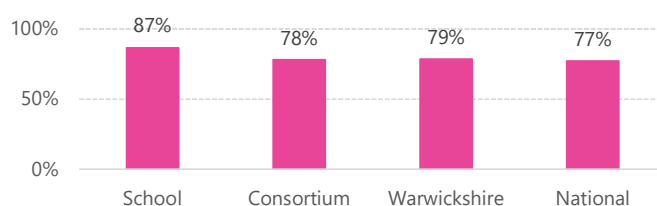
2022 KS1 **WRITING**: Percentage achieving the Expected Standard



2022 KS1 **MATHS**: Percentage achieving the Expected Standard



2022 KS1 **SCIENCE**: Percentage achieving the Expected Standard



Key Stage 2: Percentage of pupils achieving

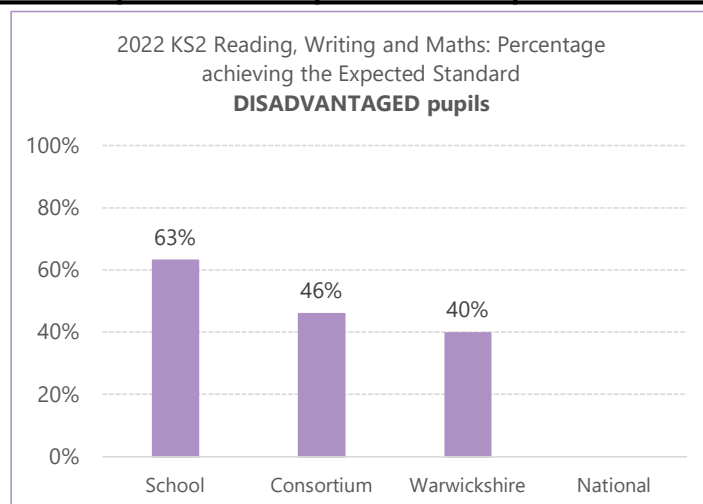
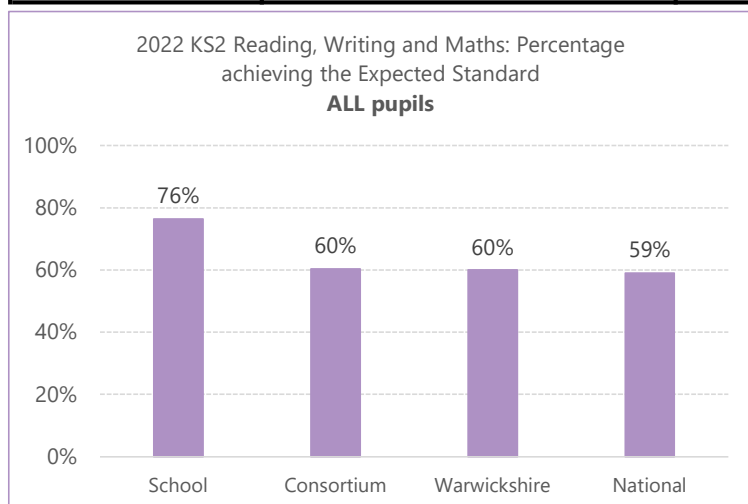
	School	Consortium	Warwickshire	National
	2022	2022	2022	2022
Total Eligible Pupils	89	923	6788	
Total Eligible Disadvantaged Pupils	38	268	1653	

Expected Standard and above (ALL pupils)	Reading	83%	74%	76%	74%
	Writing	83%	73%	72%	69%
	Maths	88%	71%	71%	71%
	Science	91%	81%	80%	79%
	GPS	87%	75%	74%	72%
	RWM	76%	60%	60%	59%

Average Scaled Scores (ALL pupils)	Reading	109	105	105	105
	Maths	109	104	104	104
	GPS	109	105	105	105

Expected Standard and above (Disadvantaged pupils)	Reading	76%	61%	60%	
	Writing	68%	60%	54%	
	Maths	82%	56%	52%	
	Science	84%	67%	63%	
	GPS	76%	60%	58%	
	RWM	63%	46%	40%	

Average Scaled Scores (Disadvantaged pupils)	Reading	108	102	102	
	Maths	108	101	100	
	GPS	108	103	102	



All 2022 data is PROVISIONAL

Source: EYFSP, Phonics and KS1 – From schools during the statutory June/July collections

Source: KS2 data – First release by the DfE (via PAG) on July 5th 2022

1: Ofsted Inspection Grade and Date are the latest ones published by Ofsted: <https://www.gov.uk/government/statistical-data-sets/monthly-management-information-ofsteds-school-inspections-outcomes>

These are Ofsted reports that have been published as at 31st July 2022

2: Context data extracted from 2022 January School Census collections

3: Source: DfE - June 2022 pupil premium release (excludes service children)

4 and 5: Autumn and Spring term 2021/22 only

6: GLD: Awarded at least expected in all prime, literacy and mathematics goals

7: Phonics: Wt is working towards required standard; Wa is working at or above required standard. Pass mark is 32

Published 2022 national data will be available at some point between September and October, provisional figures provided are based on those supplied by Local Authorities in July. Blank cells in the national column indicates that the data is not yet available.